

Eligibilité au certificat d'économie d'énergie

- CIE FLUX >95
- Indice ULOR 0%
- Risque photo biologique : GR 0
- Rendement >110 Lumens/Watt
- Indice de protection >IP65



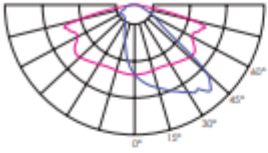
NORMES

EN60598-1, EN60598-2-3, EN62471, EN55015, EN61547, EN61000-3-2, EN61000-3-3

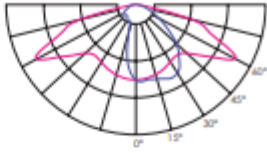
Equipment standard		Options avec plus value
Matériaux du corps et capot	Aluminium injecté	
Matériaux de la fixation	Aluminium 4mm	Changement couleur RAL ou FUTURA de AKZO
Matériaux de la vasque	Verre extra claire sécurit	Connecteur Zhaga sur capot et driver ZD4i
Visserie	Inox 316	Connecteur Zhaga et détecteur de présence
Finition couleur standard	Noir 9005 Sablé ou Gris 9006 sablé	Câblage HO7 RNF 4X1,5²
Fixation	En applique avec lyre articulée	Câblage HO7 RNF 2X1,5²
Poids maximum	2,9 Kg	Protection sur tension 10Kv
Surface au vent S _{cx}	0,02m²	Cache coupe flux arrière
Ouverture	Avec outil	
Indices de protection	IP66 - IK09	
Classe électrique	2	
Raccordement électrique	Sur bornier rapide 2 poles	
Nombre de Led	4, 6 OU 8	
Optique	Lentille PMMA	
Température de couleur Led	3000, 2700 ou 2200K	
IRC	>70	
Type de Driver	Dali	
Type de réduction de puissance	Par calcul du point milieu de la nuit	
Durée de vie	100 000 Heures L90B10 Ta 25°C	
Ta de fonctionnement	De -40 à +50°C	
Facteur de puissance	>95	
Courant Led utilisé	De 150 à 1000mA	

PHOTOMETRIE

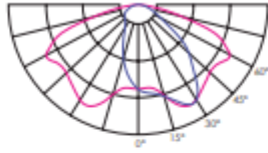
L01



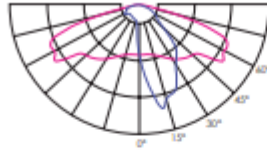
L02



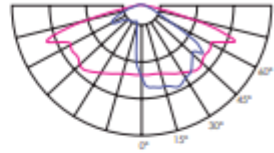
L03



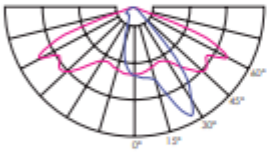
L04



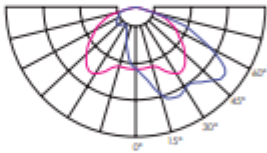
L05



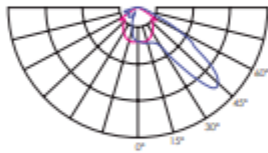
L06



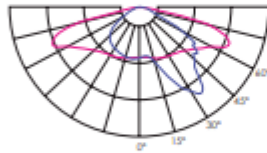
L07



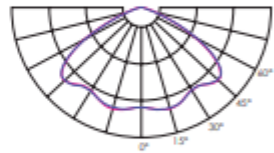
L08



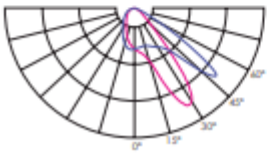
L09



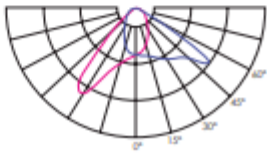
L10



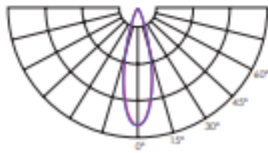
L11



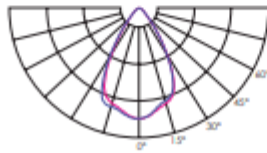
L12



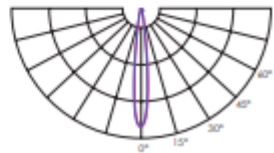
L13



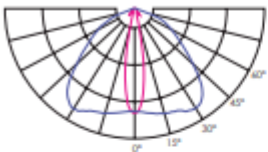
L14



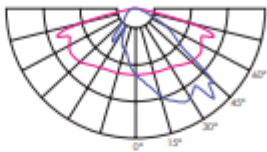
L15



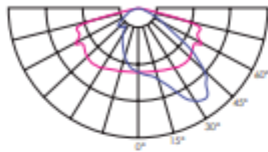
L16



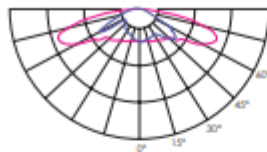
L17



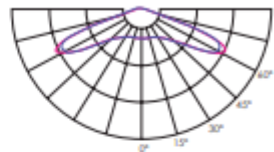
L18



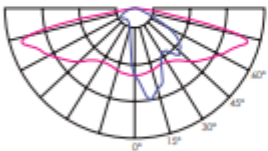
L19



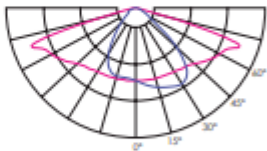
L20



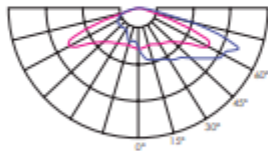
L22



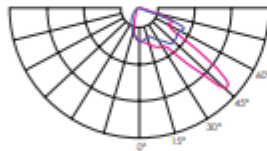
L23



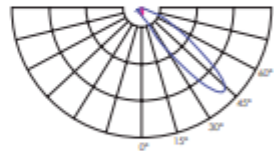
L35



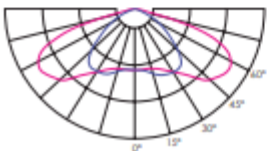
L36



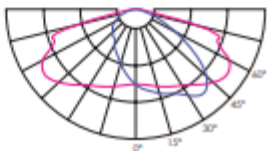
L37



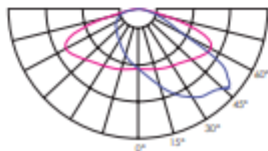
L38



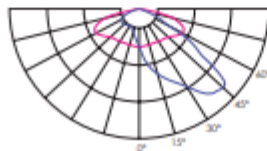
L40



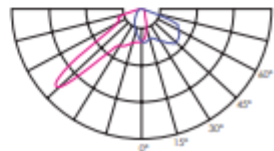
L41



L42

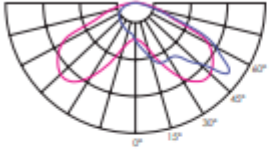


L46

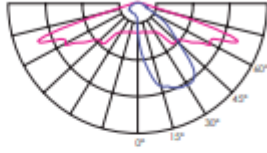


PHOTOMETRIC

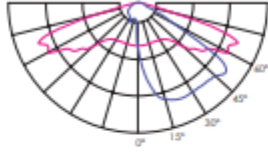
L55



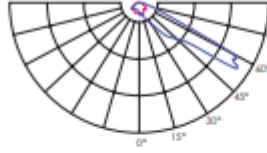
L56



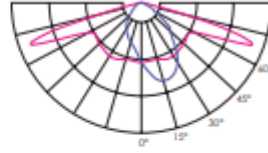
L58



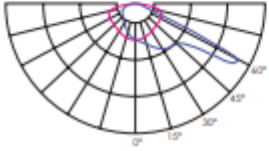
L60



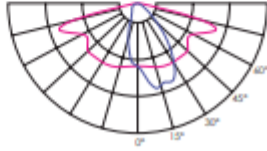
L63



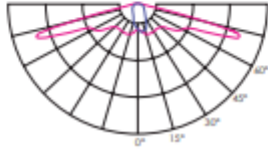
L66



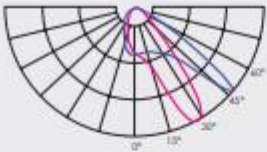
L90



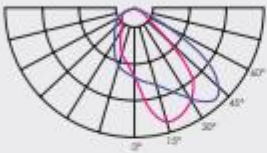
L94



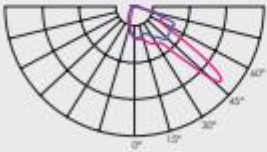
L11




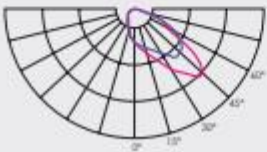
L11
ECO



L36



L36
ECO



CODIFICATION / RENDEMENT LED 3000K

Code	Désignation	Nbre LED	Puissance	Lumens	Courant	Lumens/Watt
CF17404E	COLIBRI FLOOD - MICRO 4 ECO LED 4000K	4	15	2 052	520	137
		4	19	2 511	670	132
		6	12	1 685	290	140
CF17406E	COLIBRI FLOOD - MICRO 6 ECO LED 4000K	6	20	2 637	490	132
		6	28	2 467	680	88
		8	25	3 348	470	134
CF17408E	COLIBRI FLOOD - MICRO 8 ECO LED 4000K	8	35	4 377	660	125
		8	25	3 120	520	125
CF27408E	COLIBRI FLOOD - MIDI 8 ECO LED 4000K	8	38	4 340	670	114
		12	22	2 980	290	135
CF274012E	COLIBRI FLOOD - MIDI 12 ECO LED 4000K	12	35	4 470	490	128
		12	55	6 300	680	115
		16	50	6 460	470	129
CF274016E	COLIBRI FLOOD - MIDI 16 ECO LED 4000K	16	74	8 810	660	119
		16	74	8 810	660	119

Code	Désignation
PVRALVIZ	PLUS VALUE RAL AU CHOIX
VIZ-PVRALFDM	PLUS VALUE PRIMAIRE (à ajouter à la plus value RAL) POUR INSTALLATION FRONT DE MER (moins de 100 mètres de la mer)
VIZ-DY2	Réduction de puissance par calcul du point milieu / selon demande du client
VIZ-PS10	Protection surtension 10kV
VIZ-FLS	FIXATION LYRE POUR STORK MINI ET STORK MICRO VERSION PROJECTEUR
VZ-DPT	PLUS VALUE POUR ZHAGA + DRIVER ZD4i + DETECTEUR DE PRESENCE TRIDONIC
VZ-SRZ4	PLUS VALUE POUR DRIVER ZD4i + CONNECTEUR ZHAGA SUR LE CAPOT SUPERIEUR
VZ-L820	PLUS VALUE POUR LED 2200°K IRC>60
VZ-L870	PLUS VALUE POUR LED 2700°K IRC>70
CG44	PRE-CABLAGE 4 METRES 4x1,5 ² SOUPLE HO7RNF
CG45	PRE-CABLAGE 5 METRES 4x1,5 ² SOUPLE HO7RNF
CG46	PRE-CABLAGE 6 METRES 4x1,5 ² SOUPLE HO7RNF
CG47	PRE-CABLAGE 7 METRES 4x1,5 ² SOUPLE HO7RNF
CG48	PRE-CABLAGE 8 METRES 4x1,5 ² SOUPLE HO7RNF
CF49	PRE-CABLAGE 9 METRES 4x1,5 ² SOUPLE HO7RNF
CG410	PRE-CABLAGE 10 METRES 4x1,5 ² SOUPLE HO7RNF
CG412	PRE-CABLAGE 12 METRES 4x1,5 ² SOUPLE HO7RNF
CG24	PRE-CABLAGE 4 METRES 2x1,5 SOUPLE HO7RNF
CG25	PRE-CABLAGE 5 METRES 2x1,5 SOUPLE HO7RNF
CG26	PRE-CABLAGE 6 METRES 2x1,5 SOUPLE HO7RNF
CG27	PRE-CABLAGE 7 METRES 2x1,5 SOUPLE HO7RNF
CG28	PRE-CABLAGE 8 METRES 2x1,5 SOUPLE HO7RNF
CG29	PRE-CABLAGE 9 METRES 2x1,5 SOUPLE HO7RNF
CG210	PRE-CABLAGE 10 METRES 2x1,5 SOUPLE HO7RNF
CG212	PRE-CABLAGE 12 METRES 2x1,5 SOUPLE HO7RNF