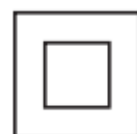
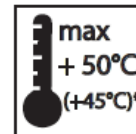
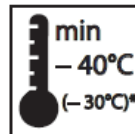



GMR VESTA A SUSPENSION - LED



Notice d'installation




220 - 240 V
AC



L'installation doit être réalisée par du personnel qualifié.



Dimensions



Scx : 0,04m²

Poids maxi : 10 Kg

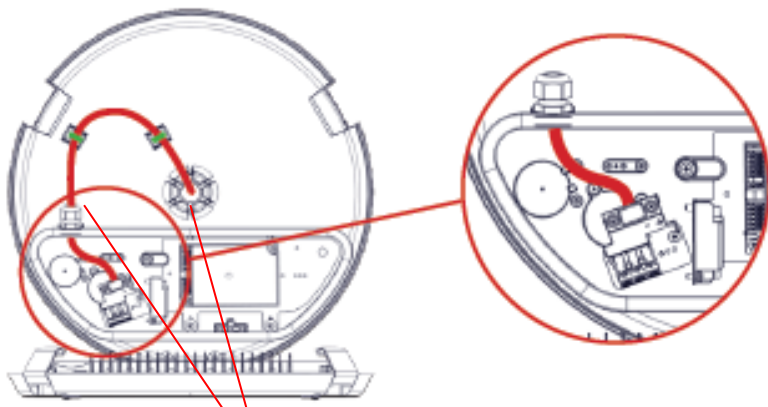
OUVERTURE SANS OUTIL



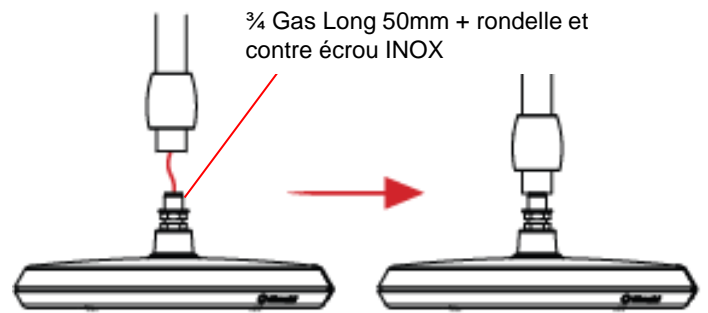
Ouvrir les 2 clips et basculer le corps vers le bas

Les clips sont positionnés coté route

Passage du câble et montage sur crosse




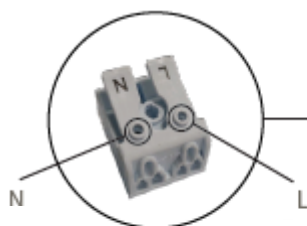
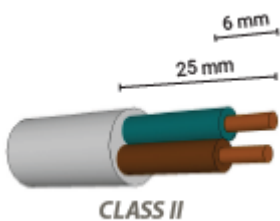
PG16 serrage 4 Nm




Passer le câble dans le luminaire, orienter le luminaire, bloquer le contre écrou contre la crosse et ensuite bloquer les PG16

Utiliser exclusivement du câble HO7 RNF

Raccordement Classe II - Dali



Dali



	Courant d'appel En Ampère	Temps micro-seconde	Nombre de luminaire par Type de Disjoncteur								
			Courbe B			Courbe C			Courbe D		
			10A	16A	25A	10A	16A	25A	10A	16A	25A
GL02 - 8 LED 350mA	25	236	12	20	32	20	33	52	47	81	100
GL02 - 8 LED 525mA	25	236	12	20	32	20	33	52	47	81	100
GL02 - 8 LED 1050mA	25	236	12	20	32	20	33	52	47	81	100
GL04 - 16 LED 350mA	25	236	12	20	32	20	33	52	47	81	100
GL04 - 16 LED 525mA	25	236	12	20	32	20	33	52	47	81	100
GL04 - 16 LED 1050mA	32	355	12	20	32	20	33	52	47	81	100
GL06 - 24 LED 350mA	32	355	6	10	16	10	16	26	22	37	72
GL06 - 24 LED 525mA	32	355	6	10	16	10	16	26	22	37	72
GL06 - 24 LED 1050mA	42	238	6	10	16	10	16	26	22	37	72
GL08 - 32 LED 350mA	32	355	6	10	16	10	16	26	22	37	72
GL08 - 32 LED 525mA	32	355	6	10	16	10	16	26	22	37	72
GL08 - 32 LED 1050mA	42	238	6	10	16	10	16	26	22	37	72
GL10 - 40 LED 350mA	42	238	3	5	8	5	7	13	13	22	37
GL10 - 40 LED 525mA	42	238	3	5	8	5	7	13	13	22	37
GL10 - 40 LED 1050mA	65	268	3	5	8	5	7	13	13	22	37